

HANDHELD NUTRUNNER TECHNOLOGY

Product catalog



THE ALFING SONDERMASCHINEN-GROUP



Aerial image AMT & AKS – ALFING-Sondermaschinen-Group 2017

History – The ALFING-Sondermaschinen-Group through the years

1938

Incorporation of Alfing Kessler Sondermaschinen GmbH (AKS). Worldwide, the company is regarded as a leader in technology for rotary transfer machines, turning centers, fracture splitting Systems and machines for connecting rod processing.

1981

Incorporation of Alfing Montage-technik GmbH (AMT). The new division focuses on technologically sophisticated special solutions such as fastening technology, assembly machines and automation. A German Specialist for the world market.

1992

Alfing establishes a sales and service office in the USA. The American industry values leading German technology as well as comprehensive on site consulting and support.

THE ALFING SONDERMASCHINEN-GROUP

The ALFING Sondermaschinen Group is made of two producing companies: Alfing Kessler Special Machines (AKS) and Alfing Montagetechnik GmbH (AMT) as well as the sales and service branches of Alfing Corporation (USA) and Alfing Machine Tools, China. AKS and AMT are jointly managed and are closely interrelated in the fields of development, design and production. Common cross-departmental functions, e.g. Finance, Human Resources, Purchasing and IT were merged and now support both companies. With more than 500 employees, the Group generates an annual turnover of approx. 100 million Euro.

AMT - leading specialist for fastening technology, assembly and leak-testing systems and automation

Our globally top ranking position is based on the continuous development of more precise, intelligent and energy efficient assembly systems for safety and quality critical fastening.

Also, our technical expertise in conception and construction of manual, semi-automated and fully automatic assembly systems makes us a sought-after partner worldwide for the automotive industry and its suppliers.

In addition, we develop individual leak testing systems, tailored to your requirements, your production environment and your business environment. To this end, we combine proven solutions and integrate them into an efficient overall process.

Our automation unit develops complex solutions for the automated loading and unloading of machines as well as their interlinking.

AKS – World leader in Connecting rod processing

AKS stands for special machines and machining centers worldwide for connecting rod processing as well as assembly and Fracture splitting machines. They are mostly used in the workshops of the major automobile manufacturers and suppliers.

Focused competence, constant innovation and numerous patents from more than 75 years of mechanical engineering make AKS the world's leading supplier for everything related to connecting rod processing.

The constant striving for uncompromisingly precise, fast and reliable high-tech solutions leads to our new generation of AX, AT and AF rod machining machines.

2009

Alfing establishes a Service-subsidiary in China. Our Asian customers will also benefit from prompt assistance that is comparable to the European and American service levels.

2016

The ALFING-Sondermaschinen-Group generated a turnover of approx. 100 million Euro with 500 employees.

Opinion

Precise workmanship and continuous innovations have made Alfing a technology leader. Worldwide We will be by your side As a reliable solutions coordinator.

AMT FASTENING TECHNOLOGY

Powerful, intelligent, efficient

Nutrunners from AMT are the ideal choice if critical safety fastening must be made with high precision and of uniform quality. As a partner to the automotive industry, AMT offers innovative and strong nutrunner systems that can easily meet the high requirements of the customers.

Safety in the assembly process

The quality of as fastening does not depend solely on the use of high-quality tools, but also on the employees who use them. When designing solutions for our customers, we consider not only the individual fastening, but also the people and the design of their workspace. The avoidance of errors through a suitable workspace design and the detection of errors through innovative monitoring strategies are in the foreground.

Everything from a single source

Alfing Montagetechnik provides the right nutrunner technology and complete peripherals for your workstations; from simple telescopes to complex semi-automatic handling devices. AMT is able to supply hand-held multi-nutrunners, fixture nutrunners or complete assembly units because of special machine construction. AMT assumes the design, construction, assembly and commissioning. As an installation engineering company driven by passion, we have kept in mind the human factor: We assist you in the design and set-up of up-to-date ergonomic and employee friendly Workstations and systems.

It is clear why many customers decide for assembly technology from AMT. One contact for all tasks dealing with the assembly technology reduces the planning and coordination efforts and therefore the costs.



Communication with mobile end devices

The new control generation allows for the greatest possible freedom and can be operated at any given time from any given location. The access to the control is carried out through a network connection and a browser-enabled end device.

Programming, error diagnosis, and maintenance- each action is now possible in the new generation nutrunner independent of the location and time. In the case of fault messages, the operator is able to access the control directly via the mobile terminal. This convenient operation saves channels and money.

Another innovation is the QR code attached to the controller. If it is scanned by a mobile terminal, the connection is established to the control.

Easy operation

It will no longer be necessary to install special software on a PC or a mobile device for settings or to program fastening control. The new integrated web server frees the nutrunner world from compatibility and updating problems of the past. The control hardware already contains the required programming software. The only thing that our customers need in the future is a web browser - the user interface of the control will be displayed on any end device. Be it PC or smart phone - the image is adjusted to the display of the end device being used.

Energy efficient

The heart of your new nutrunner control is a powerful Low-Power-Processor. The new low loss power amplifiers as well as the new individual switch-off control components for standby operation reduce your energy requirements significantly. The new generation AMT nutrunner technology reduces your energy costs by up to 75 % compared to its predecessor.



AMT HANDHELD NUTRUNNER TECHNOLOGY

AMT Handheld nutrunners are impressive with their high performance and lightweight construction. Due to their ergonomic and robust design, our nutrunners are ideal to use in highly productive assembly lines.

High accuracy

AMT Handheld nutrunners have a torque sensor and a rotation angle sensor. Fastening can therefore be done with the highest precision with consistent quality. All AMT controls additionally monitor the power intake of the tool equivalent to the torque as a redundant control variable.

Thus, all requirements that are placed in the assembly of safety-relevant or quality-critical fastening joints are fulfilled.

Ergonomics

The new AMT Handheld nutrunners combines appealing design and trend-setting ergonomics. The status display with display of the selected direction of rotation enables a good view of the LEDs from all directions.

Smoother, more comfortable hand grips as well as motor protection sleeves with better grip ensure new ergonomic standards in the Handheld nutrunner - sector.

Because of these optimal ergonomic designs and the lower weight of the tool, the operator's strain reduces. The control allows the tightening of a fastener in several controlled stages without intermediate stops. Acceleration and braking ramps as well as a soft stop reduce the physical strain.

Digital communication

The AMT Handheld nutrunners communicate digitally with the control. As the number of wires are reduced, the nutrunner cable is thin, flexible, light and has an improved kink protection. The new tool plug has a high degree of protection against unintentional disconnection of the connector.

Robust design

The AMT Handheld nutrunner combines sophisticated technology with robust design. Motors and gearboxes ensure maximum load capacity and durability in rough industrial applications. Longer maintenance periods and life cycles reduce your overall cost of purchase and deployment, thus supporting your amortization.

Maintenance management

The integrated maintenance management signals the technically and economically optimal time for the next nutrunner maintenance. Must be carried out only if it is required.

ANGLE NUTRUNNER HSX

Page 10



INLINE NUTRUNNER HSX

Page 12



PISTOL-GRIP NUTRUNNER PSX

Page 14





CONTROLS

Page 20



CABLES

Page 30



ACCESSORIES

Page 34



BATTERY ASSEMBLY TECHNOLOGY

Page 38



HANDHELD NUTRUNNERS

Our Handheld nutrunners meet the most stringent requirements for industrial durability. The HSX / PSX series of nutrunners can meet all requirements that are safety-critical and quality-critical for threaded fasteners.





ANGLE NUTRUNNER HSX

Technical key figures

Torque: 4 - 250 Nm

Speed: Up to 1876 1/m



Identification key (example: Angle nutrunner HSX1025WV38)

Series SX - SX-Series		Torque Torque max. in Nm		Output V - Square output F - Spring deflection H - Hexagon socket		Options B - with fastener lighting GF - with GyroFlex S - with scanner T - for integration into a telescope	
H	SX	1	025	W	V	38	
Basic construction H - Handheld nutrunner		Size 1 - Size 1 2 - Size 2		Output design W - Angle design Z - Centric output		Output size In conjunction with V : 14 - 1/4"-square 38 - 3/8"-square 12 - 1/2"-square 34 - 3/4"-square In conjunction with F : Spring deflection in mm in conjunction with H : 14 - 1/4"-hexagon socket	



Length

Size	Name	Ident-no.	Torque [Nm]	Speed [1/min]	Weight [kg]	Length [mm]	Output	Angle head Ø [mm]
1	HSX1015WV14	70058335	4 - 15	1876	1.57	445	□ 1/4"	23
	HSX1025WV38	70058336	7 - 25	1367	1.61	447	□ 3/8"	28
	HSX1032WV38	70058337	8 - 32	1367	1.67	449	□ 3/8"	31
	HSX1039WV38	70058338	10 - 39	977	1.69	452	□ 3/8"	33
	HSX1050WV38	70058339	13 - 51	862	1.81	459	□ 3/8"	38
	HSX1064WV38	70058340	16 - 64	660	1.82	464	□ 3/8"	38
	HSX1100WV12	70058341	27 - 105	380	2.57	532	□ 1/2"	48
2	HSX2064WV38	70058320	16 - 64	766	2.20	504	□ 3/8"	38
	HSX2100WV12	70058342	27 - 105	596	3.30	549	□ 1/2"	41
	HSX2150WV12	70058343	38 - 152	413	3.60	574	□ 1/2"	51
	HSX2200WV34	70058344	51 - 204	309	3.90	581	□ 3/4"	59
	HSX2250WV34	70058345	63 - 250	252	4.10	590	□ 3/4"	67

INLINE NUTRUNNER HSX

Technical key figures

Torque: 3 - 131 Nm
Speed: Up to 2.388 1/m



Identification key (example: Inline nutrunner HSX1030ZF50)

	Series SX - SX-Series		Torque Torque max. in Nm		Output V - Square output F - Spring deflection H - Hexagon socket	
H	SX	1	030	Z	F	50
Basic construction H - Handheld nutrunner		Size 1 - Size 1 2 - Size 2	Output design Z - Centric output		Output size In conjunction with V : 14 - 1/4"-square 38 - 3/8"-square 12 - 1/2"-square 34 - 3/4"-square In conjunction with F : Spring deflection in mm in conjunction with H : 14 - 1/4"-hexagon socket	



Length

Size	Name	Ident-no.	Torque [Nm]	Speed [1/min]	Weight [kg]	Length [mm]	Output
1	HSX1015ZV38	70058346	3 - 15	2388	1.60	421	□ 3/8"
	HSX1030ZV38	70058347	6 - 30	1466	1.62	421	□ 3/8"
	HSX1040ZV38	70058348	8 - 40	1122	1.63	425	□ 3/8"
2	HSX2087ZV12	70058349	18 -87	759	2.90	511	□ 1/2"
	HSX2131ZV12	70058350	27 -131	505	2.90	515	□ 1/2"
1	HSX1015ZF50	70058351	3 - 15	2388	1.64	421	Travel Page 50mm
	HSX1030ZF50	70058352	6 - 30	1466	1.66	421	Travel Page 50mm
	HSX1040ZF50	70058353	8 - 40	1122	1.68	425	Travel Page 50mm
2	HSX2087ZF50	70058354	18 -87	759	3.00	511	Travel Page 50mm
	HSX2131ZF50	70058355	27 -131	505	3.10	514	Travel Page 50mm

PISTOL-GRIP NUTRUNNER PSX

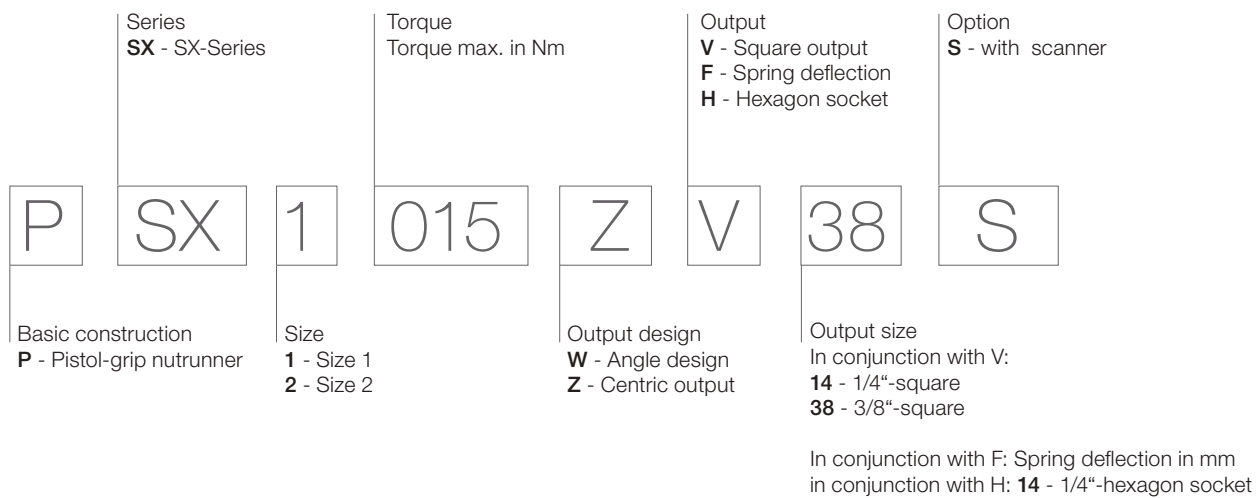
Technical key figures

Torque: 3 - 25 Nm

Speed: Up to 1008 1/m



Identification key (example: Pistol-grip nutrunner PSX1015ZV38S)



	Name	Ident-no.	Torque [Nm]	Speed [1/min]	Weight [kg]	Length [mm]	Output
Standard	PSX1015ZV38	70058391	3 - 15	1008	1.08	211	□ 3/8"
	PSX1025ZV38	70058392	5 - 25	771	1.08	211	□ 3/8"
	PSX1015ZH14	70058393	3 - 15	1008	1.10	224	⬡ 1/4"
2D-Scanner	PSX1015ZV38S	70058394	3 - 15	1008	1.25	211	□ 3/8"
	PSX1025ZV38S	70058395	5 - 25	771	1.25	211	□ 3/8"
	PSX1015ZH14S	70058396	3 - 15	1008	1.27	224	⬡ 1/4"

Can be adapted to tracking systems of different manufacturers

COMPLETE NUTRUNNER

Nutrunner with optional components

	Name	Ident-no.	Torque [Nm]	Speed [1/min]	Weight [kg]	Length [mm]	Output	Angle head [Ø]
equipped for telescope mounting	HSX1015WV14T	70058356	4 - 15	1876	1.68	445	□ 1/4"	23
	HSX1025WV38T	70058357	7 - 25	1367	1.72	447	□ 3/8"	28
	HSX1032WV38T	70058358	8 - 32	1367	1.78	449	□ 3/8"	31
	HSX1039WV38T	70058359	10 -39	977	1.80	452	□ 3/8"	33
	HSX1050WV38T	70058360	13 -51	862	1.92	459	□ 3/8"	38
	HSX1064WV38T	70058361	16 -64	660	1.93	464	□ 3/8"	38
	HSX1100WV12T	70058362	27 -105	380	2.68	532	□ 1/2"	48
lighting	HSX1015WV14B	70058363	4 - 15	1876	1.60	445	□ 1/4"	23
	HSX1025WV38B	70058364	7 - 25	1367	1.64	447	□ 3/8"	28
	HSX1032WV38B	70058365	8 - 32	1367	1.70	449	□ 3/8"	31
	HSX1039WV38B	70058366	10 -39	977	1.72	452	□ 3/8"	33
	HSX1050WV38B	70058367	13 -51	862	1.84	459	□ 3/8"	38
	HSX1064WV38B	70058368	16 -64	660	1.85	464	□ 3/8"	38
	HSX1100WV12B	70058369	27 -105	380	2.60	532	□ 1/2"	48
2D-Scanner	HSX1015WV14S	70058370	4 - 15	1876	1.74	445	□ 1/4"	23
	HSX1025WV38S	70058371	7 - 25	1367	1.78	447	□ 3/8"	28
	HSX1032WV38S	70058372	8 - 32	1367	1.84	449	□ 3/8"	31
	HSX1039WV38S	70058373	10 -39	977	1.86	452	□ 3/8"	33
	HSX1050WV38S	70058374	13 -51	862	1.98	459	□ 3/8"	38
	HSX1064WV38S	70058375	16 -64	660	1.99	464	□ 3/8"	38
	HSX1100WV12S	70058376	27 -105	380	2.74	532	□ 1/2"	48
GyroFlex	HSX1015WV14GF	70058377	4 - 15	1876	1.71	445	□ 1/4"	23
	HSX1025WV38GF	70058378	7 - 25	1367	1.75	447	□ 3/8"	28
	HSX1032WV38GF	70058379	8 - 32	1367	1.81	449	□ 3/8"	31
	HSX1039WV38GF	70058380	10 -39	977	1.83	452	□ 3/8"	33
	HSX1050WV38GF	70058381	13 -51	862	1.95	459	□ 3/8"	38
	HSX1064WV38GF	70058382	16 -64	660	1.96	464	□ 3/8"	38
	HSX1100WV12GF	70058383	27 -105	380	2.71	532	□ 1/2"	48

Can be adapted to tracking systems of different manufacturers



COMPACT NUTRUNNER HSXK

Technical key figures

Torque: 0.6 - 24 Nm
Speed: Up to 1.481 1/m



Identification key (example: Compact nutrunner HSXK1006ZH14P)

Series SX - SX-Series		Torque Torque max. in Nm		Output V - Square output H - Hexagon socket		Options P - mit Push to Start In conjunction with centric output		
H	SX	K	1	006	Z	H	14	P
Basic construction H - Handheld nutrunner		Size 1 - Size 1		Output design W - Angle design Z - Centric output		Output size In conjunction with V: 14 - 1/4"-square 38 - 3/8"-square in conjunction with H: 14 - 1/4"-hexagon socket		



Design	Name	Ident-no.	Torque [Nm]	Speed [1/min]	Weight [kg]	Length [mm]	Output	Angle head Ø [mm]
Centric output	HSXK1003ZH14	70141250	0.6 - 3	1481	0.72	304.3	⌀ 1/4"	-
	HSXK1006ZH14	70141251	1.2 - 6	1481	0.72	304.3	⌀ 1/4"	-
	HSXK1012ZH14	70141252	2.4 - 12	1222	0.72	304.3	⌀ 1/4"	-
Push to start	HSXK1003ZH14P	70141255	0.6 - 3	1481	0.72	308.3	⌀ 1/4"	-
	HSXK1006ZH14P	70141256	1.2 - 6	1481	0.72	308.3	⌀ 1/4"	-
	HSXK1012ZH14P	70141257	2.4 - 12	1222	0.72	308.3	⌀ 1/4"	-
Angle design	HSXK1003WV14	70141260	0.75 - 3	1214	0.70	297.5	□ 1/4"	19
	HSXK1006WV14	70141261	1.5 - 6	1214	0.70	297.5	□ 1/4"	19
	HSXK1015WV14	70141262	3.75 - 15	960	0.73	299.5	□ 1/4"	23
	HSXK1024WV38	70141263	6 - 24	593	0.80	312	□ 3/8"	28

The background of the page is a blurred photograph of industrial machinery, likely a nutrunner or torque wrench. On the left, there's a control panel with a green display screen and some buttons. In the center, a dark, vertical component, possibly a spindle or handle, is visible. On the right, a metallic frame with screws is partially shown. The overall tone is professional and technical.

CONTROLS

A modular system architecture allows for individual solutions even for the most complex of demands. Five controllers are available for the realization of different customer requirements.

The controls are designed for hand-held as well as for fixture spindles and multi-purpose nutrunners.



OUR LATEST GENERATION OF CONTROLLERS

SMX100, SMX200, SMX300, SMX400

While developing our newest generation of controls for HSX handheld tools and ESX fixture spindles, the AMT developers follow a new approach. Instead of simply further developing existing controls, completely new control software was developed based on a completely new hardware platform. The following development goals were in focus:

- Use of a new, powerful hardware platform
- Direct communication of the control with mobile devices such as smartphones and tablets
- Simple operation of the control software
- Energy efficiency, this means clear savings in energy compared to the previous systems



SMX100



SMX200



SMX300



Scalable hardware

Due to the plug-in modules which can be plugged in from outside, controls can easily be arranged around interfaces, e.g. for various field bus systems. If this is used consistently, there is a reduction in the control variants and thus the number of spare parts.

Exchangeable storage medium

When replacing a controller, it is sufficient to transfer the Micro SD card to the new controller. The new control system thus automatically has the correct software status and the correct parameters. A software update or a parameter restore is not necessary.

Simple operation – new programming tools

A multitude of development and design work was placed in the new operating interfaces - for the easiest possible handling. It is characteristic for the three newly designed programming tools:

The Library contains variety of premade algorithm programs from which the user can select the suitable program and use without further settings. New programs are created with the help of an Assistant. In just a few steps, the assistant guides the user through the program creation.

The fastening program is then automatically created and set. The graphic programming interface is ideal for very demanding tasks. Symbols are used here that the user drags to the desktop and puts together into a fastening process. Even complex programs can be created in a very clear and comprehensible manner through this.

SMX400



SMXC



CONTROL SMX100

The SMX100 is the base control of the SX-Series. It is a full-fledged single-channel controller with a variety of interfaces. The status visualization is carried out via a 7-segment display and four LEDs. The SMX100 has a high number of fastening and supervisory procedures as well as the possibility to control complex fastening sequences.

The SMX100 is used wherever no visualization is required on the control. In multichannel systems, the SMX100 works as a secondary controller under a master control (SMX300/SMX400).



Ident-no.	Type description
70085290	SMX100-40-0001-A
70085310	SMX100-60-0001-A

Single channel control
7 segment display and LEDs

Interfaces
1 x Ethernet
9 x digital output
10 x digital input
1 x RS232/422/485 for Ident systems
2 x USB Host for external equipment
Field bus interface (optional)
Integrated Safety

Software
Operating system, firmware and parameters
on exchangeable MicroSD card

Electrical Requirements
SMX100/200/300/400 with 40 A
Peak Power, Single Phase

Rated Voltage: 230V AC +/-10 %
Rated Current (AMPS): 3A
Power Rating: 700 W

SMX100/200/300/400 with 60 A
Peak Power 3-Phase

Rated Voltage: 380 V AC bis 480 V AC +/-10 %
Rated Current (AMPS): 1.8 A
Power Rating: 1200 W

The rated power is in reference to the highest rated model above.

CONTROL SMX200

The SMX200 has the same performance features such as the SMX100, but also has a 7 inch touch LCD display. The control can be parameterized completely on site via this display. The content of the production image can be configured specifically for each application. A variety of production widgets are available for this purpose.



Ident-no.	Type description
70085330	SMX200-40-0101-A
70085350	SMX200-60-0101-A

Single channel control

7" Touch-LCD Display

Interfaces

- 1 x Ethernet
- 9 x digital output
- 10 x digital input
- 1 x RS232/422/485 for Ident systems
- 2 x USB Host for external equipment
- Field bus interface (optional)
- Integrated Safety

Software

Operating system, firmware and parameters on exchangeable MicroSD card

Electrical Requirements

SMX100/200/300/400 with 40 A
Peak Power, Single Phase

Rated Voltage: 230V AC +/-10 %
Rated Current (AMPS): 3A
Power Rating: 700 W

SMX100/200/300/400 with 60 A
Peak Power 3-Phase

Rated Voltage: 380 V AC bis 480 V AC +/-10 %
Rated Current (AMPS): 1.8 A
Power Rating: 1200 W

The rated power is in reference to the highest rated model above.

CONTROL SMX300

The SMX300 is a master control. The SMX300 takes over the control in multi-channel spindle systems of the first spindle channel as well as the synchronization of the Secondary Controller. Up to 98 SMX100 controllers can be connected to the SMX300. The SMX300 offers additional interfaces as the master control compared with the basic controlling. The status and value can be seen on the 6.5 inch touch LCD display, which also allows parameter adjustments.



Ident-no.	Type description
70085370	SMX300-40-0401-A
70085390	SMX300-60-0401-A

Single channel control - master control
6.5" Touch-LCD Display
Integrated PC

Interfaces
2 x Ethernet
9 x digital output
10 x digital input
4 x RS232/422/485 for Ident systems
6 x USB Host for external equipment
Field bus interface (optional)
Integrated Safety

Software
Operating system, firmware and parameters on exchangeable MicroSD card / CF-card

Electrical Requirements
SMX100/200/300/400 with 40 A
Peak Power, Single Phase

Rated Voltage: 230V AC +/-10 %
Rated Current (AMPS): 3A
Power Rating: 700 W

SMX100/200/300/400 with 60 A
Peak Power 3-Phase

Rated Voltage: 380 V AC bis 480 V AC +/-10 %
Rated Current (AMPS): 1.8 A
Power Rating: 1200 W

The rated power is in reference to the highest rated model above.

CONTROL SMX400

The SMX400 has the same features as the SMX300, but has a 10.4 inch touch LCD display. Using this, the display can be parameterized completely on site via this display. The 10.4 inch touch LCD display allows for large-area display Production-related information.

Electrical Requirements

SMX100/200/300/400 with 40 A Peak Power, Single Phase
 Rated Voltage: 230V AC +/-10 %
 Rated Current (AMPS): 3A
 Power Rating: 700 W

SMX100/200/300/400 with 60 A Peak Power 3-Phase
 Rated Voltage: 380 V AC bis 480 V AC +/-10 %
 Rated Current (AMPS): 1.8 A
 Power Rating: 1200 W

The rated power is in reference to the highest rated model above.

Ident-no.	Type description
70085410	SMX400-40-0401-A
70085430	SMX400-60-0401-A

Interfaces

2 x Ethernet
 9 x digital output
 10 x digital input
 4 x RS232/422/485 for Ident systems
 6 x USB Host for external equipment
 Field bus interface (optional)
 Integrated Safety

Software

Operating system, firmware and parameters on exchangeable MicroSD card / CF-card



MULTIPLE CHANNEL CONTROL

SMXC – switch cabinet based multichannel control

With high-channel nutrunner systems, the design of the control as a switch cabinet solution is frequently the best solution for saving space.

The SMXC control allows for the construction of multichannel controls in a control cabinet.

- SMXC for handheld nutrunners: up to 10 screw channels
- SMXC for fixture spindles: up to 99 screw channels

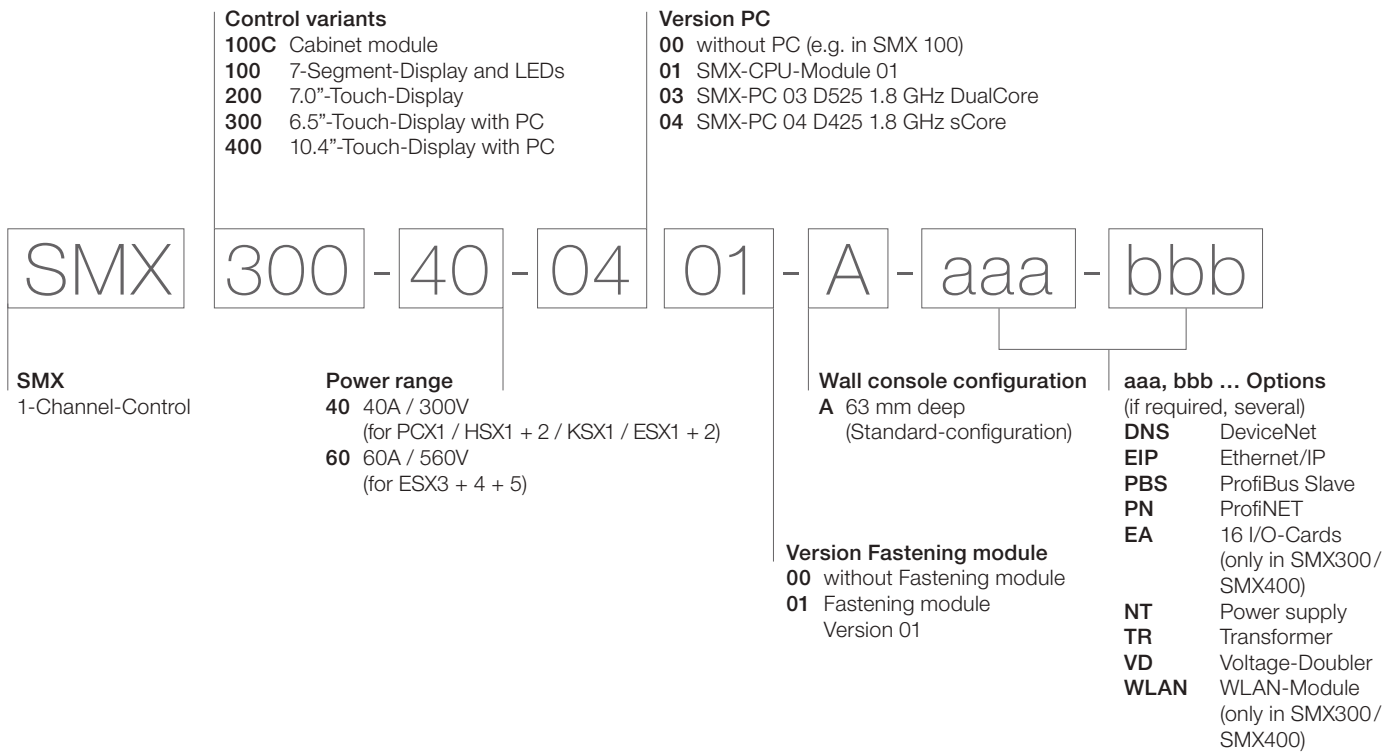
An industrial PC for the master functions and one fastening module per spindle channel form the basis of the SMXC system. The master PC coordinates the connected fastening modules and forms the external interface. Through the master PC, the communication possibilities of the SMXC control are nearly unlimited. Interfaces like Ethernet, field bus, RS232, RS485 and USB are available.

Ident-no.	Type description
70063109	SMX100C-40-0001
70063110	SMX100C-60-0001
70128268	Master-PC H1 i5 Visu
70129287	Master-PC H1 i5



MODEL CODE

Model code SMX-fastening control



	SMX 100-40..	SMX 100-60..	SMX 200-40..	SMX 200-60..	SMX 300-40..	SMX 300-60..	SMX 400-40..	SMX 400-60..	SMX 100C-40..	SMX 100C-60..
PSX1	•		•		•		•		•	
HSX1	•		•		•		•		•	
HSX2	•		•		•		•		•	
KSX1	•		•		•		•		•	
ESX1	•		•		•		•		•	
ESX2	•		•		•		•		•	
ESX3		•		•		•		•		•
ESX4		•		•		•		•		•
ESX5		•		•		•		•		•

CABLE AND ACCESSORIES





CABLES

Tool cable for HSX and PSX,
straight, fixed, ø 14.0 mm

Length [m]	Ident-no.
3	700 58303
5	700 58305
7	700 58307
10	700 58310
15	700 58315



Standard Extension Cables (High Flex)
Used for Tool and Extension Cable

Diameter: ca. 12,5 mm

Minimum Bend Radius:

Fixed Installed: 5 x Cable -ø
Cat Track Installation minimum: 7.5 x Cable-ø
Cat Track Recommended: 12 x Cable-ø

Cable Weight per Meter: 219 g/m

Weight of Connector: 105 g
(Male End, Controller End)

Weight of Connector: 132 g
(Nutrunner End)

Length [m]	Identification No.
2	70112802
3	70112803
5	70112805
7	70112807
10	70112810
15	70112815
20	70112820
25	70112825
30	70112830
35	70112835
40	70112840
*	70058271

Extension Cable – High Flex (Robot Application)

Diameter: ca. 14,0 mm

Minimum Bend Radius:

Fixed Installed: 3 x Cable -ø
Cat Track Installation minimum: 5 x Cable-ø
Cat Track Recommended: 10 x Cable-ø
Rotation/Twist: +/- 180 °/m

Cable Weight per Meter: 228 g/m
(for example: 70058270)

Weight of Connector: 105 g
(Male End, Controller End)

Weight of Connector: 132 g
(Nutrunner End)

Length [m]	Identification No.
2	70112702
3	70112703
5	70112705
7	70112707
10	70112710
15	70112715
**	70058270

* Length must be specified while placing the order, Maximum cable length including Tool cable 50 m.

** Length must be specified while placing the order, Maximum cable length including Tool cable 15 m.

Tool cable for HSXK,
straight, fixed, ø 10.0 mm

Länge [m]	Ident-no.
3	70218403
5	70218405
7	70218407
10	70218410



ACCESSORIES

Scratch resistant
for Angle screwdriver HSX

Size	Name	Wall strength	Ident-no.
1	HSX1015WV14	3	7017743
	HSX1025WV38	3	7017744
	HSX1032WV38	3	7017745
	HSX1039WV38	3	7017746
	HSX1050WV38	3	7017769
	HSX1064WV38	3	7017769
	HSX1100WV12	10	70131948
2	HSX2064WV38	3	7017769



Key heads *

Size	Type	Ident-no.	Spring tension min. [N]	Spring tension max. [N]	Suitable for type	Torque max. [Nm]
1	SK1-3/8"-50	7002230	12	30	HSX 1	63
	SK1-3/8"-50	7040068	17	44	HSX 2	63
2	SK2-1/2"-50	7002049	20	40	HSX 2	165
	SK2-1/2"-50	7002059	40	80	HSX 2	165



Spindle tray

Various versions of the tool tray, transverse in front of the control or lateral next to the control. Depending on the design, the tool can be placed horizontal, transverse or vertical.

Name	Ident-no.
Spindle tray horizontal	70005112
Spindle tray vertical	70005119
Spindle tray lateral	70005123
Pistol-grip body	70005177

Horizontal



Vertical



Lateral



Pistol-grip body



Operating handles *

Operating handles with radial or axial switches. Also available with lever switch if requested. Signal output electrical or pneumatic. Due to their modular design, up to four buttons can be connected to one control handle. A combination of electrical and pneumatic configuration is possible. Variable fastening system that can be adjusted easily on site.



* Various designs available upon request

ACCESSORIES

Socket changer*

Coding possible using extension. Advantage: independent of the dimensions of the socket by different suppliers. Available as 4-way and 8-way socket changer. LED display for worker guidance. Different control engineering interfaces available.



Balancer suspension for nutrunners

Holding the spindle in a rotatable holder. Optional seeking of parking position or different screw locations possible.

Name	Ident-no.
Balancer suspension HSX1	70005179
Balancer suspension HSX2	70005180
Balancer suspension PSX	70005181



Balancer suspension for cable

Standard with steel cable, on request with plastic cable for the protection of work pieces.

Name	Ident-no.
Cable balancer with steel cable	7050145
Cable balancer with nylon cable	7050200
Belt strap	7017576
Carabine 60mm	7015062



Telescope *

From the simple standard telescope in lightweight construction (carbon) to the complex handling with semi-automatic and fully automatic processes, everything is possible. Due to the modular design, special designs are also available for simple applications at a short notice.

We are the specialists in designing systems for demanding applications with multiple pullouts, built-in brackets, workpiece recognition, screw-in-point checks, presetting as well as auto-return to home position.



* Various designs available upon request

AMT BATTERY ASSEMBLY TECHNOLOGY

The ergonomic and robust design of AMT cordless nutrunners are ideal for use in flexible mounting operations.

High accuracy

The high accuracy of AMT cordless nutrunners contain a torque sensor and rotation angle detection. In addition, the integrated electronics monitor the equivalent torque input as a redundant control variable. All safety critical and class A requirements are accomplished within the assembly process.

Ergonomics

The new AMT cordless nutrunners have an ergonomic design and maintain the feel and balance of the SX hand-held nutrunner family. The status display indicates the selected rotation direction as well as Ok or NoK; allowing operator feedback with LED's. The smooth handle and a comfortable motor protection ensures a superior ergonomic feel. The optimal design and the low weight of the cordless tools reduces the burden on the worker.

The software allows the tightening of a threaded fastener in several controlled stages without intermediate stops. Acceleration and braking ramps as well as a soft-stop reduce the physical strain.

Digital communication

AMT cordless nutrunners have digital communication within the tool. This allows the nutrunner to communicate with the controller via WLAN. The integrated WLAN module has all the latest authentication methods and enables the integration of our tools into existing production networks.

Robust design

Robust design motors, gearboxes and electronics are designed for maximum load capacity, cycles and service life in extreme industrial environments.

Maintenance management

AMT cordless nutrunners have integrated maintenance management signals that can relay information to maintenance technicians in real time for preventative maintenance of the nutrunner. Maintenance is only performed when necessary, for a minimal down-time.



BATTERY OPERATED ANGLE NUTRUNNER HSXBW

Technical key figures

Torque: 4 - 95 Nm

Speed: Up to 592 1/m



Length

Identification key (example: Angle nutrunner HSXBW1064WV38)

Series SX - SX-Series		B - Operated with lithium ion battery W - WiFi transmission module		Torque 064 - Torque max. in Nm		Output V - Square output F - Spring deflection H - Hexagon socket		Output size In conjunction with V: 12 - 1/2"-square 14 - 1/4"-square 38 - 3/8"-square In conjunction with F: Spring deflection in mm in conjunction with H: 14 - 1/4"-hexagon socket	
H	SX	BW	1	064	W	V	38		
Basic construction H - Handheld nutrunner		Size 1 - Size 1		Output design W - Angle design Z - Centric output		Options B - with fastener lighting D - Display DS - Display/Scanner T - for integration into a telescope U - with ultrasound UL - with motor in UL-design UT - with Ubisense tag			



Size	Name	Ident-no.	Torque [Nm]	Speed [1/min]	Weight [kg]	Length [mm]	Output	Angle head Ø [mm]
1	HSXBW1015WV14	70122784	4 - 15	592	1.80	475	□ 1/4"	23
	HSXBW1025WV38	70122785	7 - 25	366	1.80	478	□ 3/8"	28
	HSXBW1039WV38	70122786	10 - 39	242	1.90	482	□ 3/8"	33
	HSXBW1050WV38	70122787	13 - 50	185	2.10	503	□ 3/8"	38
	HSXBW1064WV38	70122788	16 - 64	138	2.10	503	□ 3/8"	38
	HSXBW1095WV12	70122789	25 - 95	94	2.70	517	□ 1/2"	51

BATTERY OPERATED STRAIGHT NUTRUNNER HSXBW

Technical key figures

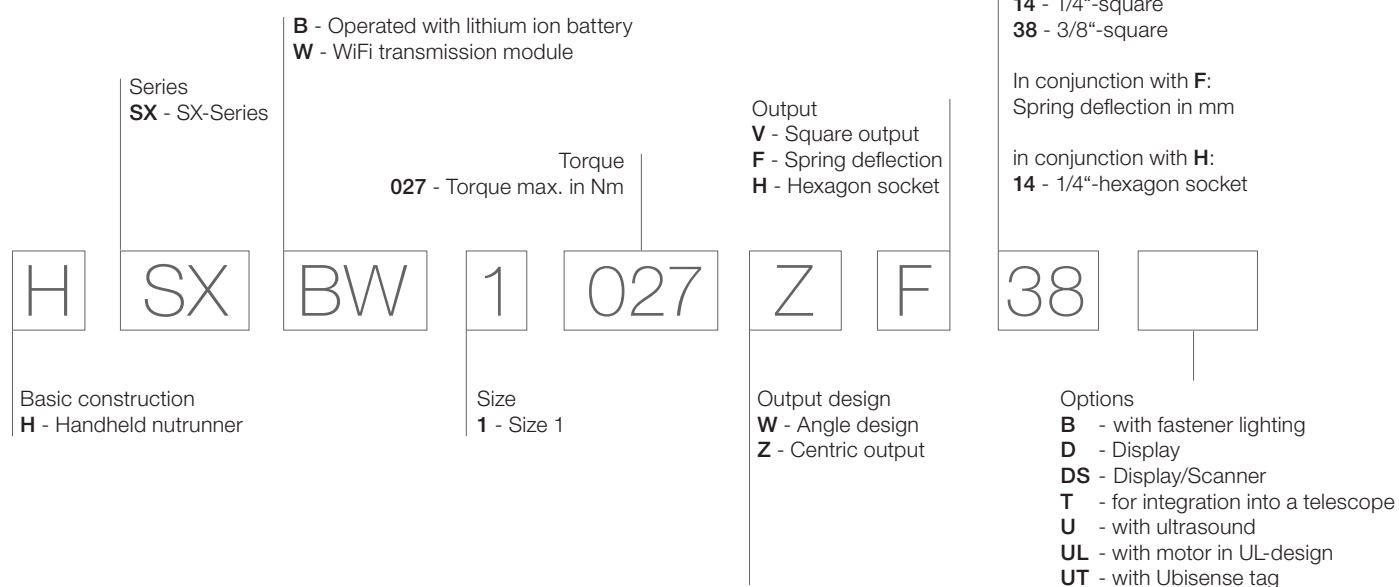
Torque: 3 - 27 Nm

Speed: Up to 753 1/m



Identification key

(example: Inline nutrunner HSXBW1064ZF38)





Size	Name	Ident-no.	Torque [Nm]	Speed [1/min]	Weight [kg]	Length [mm]	Output
1	HSXBW1013ZV38	70122780	3 - 13	753	1.80	451	□ 3/8"
	HSXBW1027ZV38	70122781	6 - 27	364	1.80	451	□ 3/8"
	HSXBW1013ZF50	70122782	3 - 13	753	1.90	451	Travel Page 50
	HSXBW1027ZF50	70122783	6 - 27	364	1.90	451	Travel Page 50

BATTERY OPERATED PISTOL-GRIP NUTRUNNER PSXBW

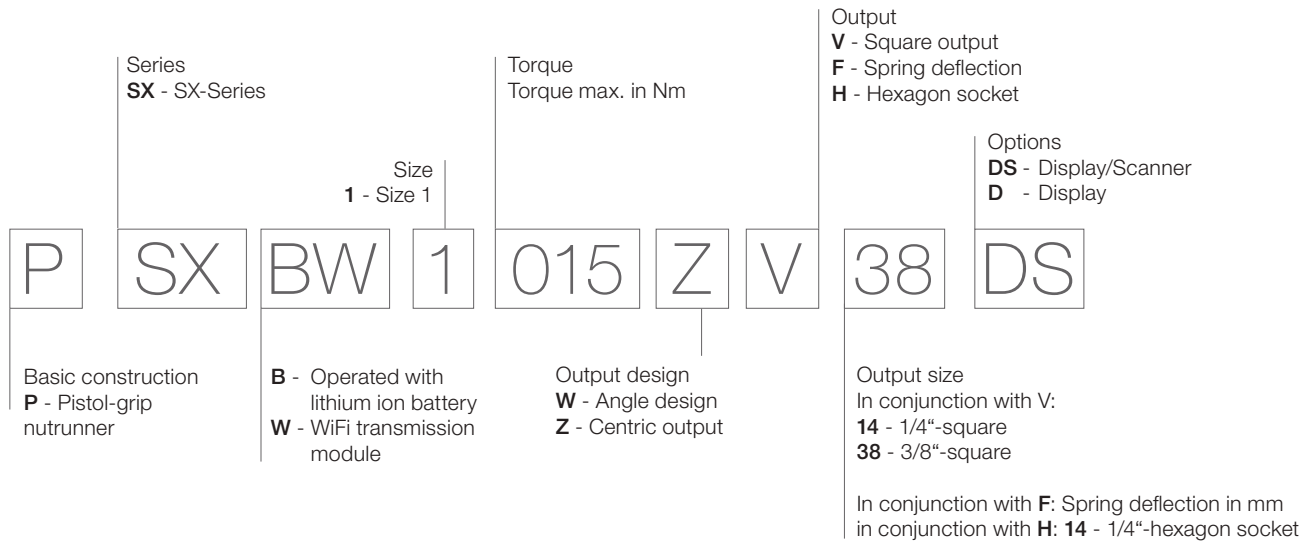
Technical key figures

Torque: 3 - 21 Nm

Speed: Up to 621 1/m



Identification key (example: Pistol-grip nutrunner PSXBW1015ZV38DS)



	Name	Ident-no.	Torque [Nm]	Speed [1/min]	Weight [kg]	Length [mm]	Output
Standard	PSXBW1015ZV38	70206200	3 - 15	621	1.30	211	□ 3/8"
	PSXBW1021ZV38	70206201	5 - 21	476	1.30	211	□ 3/8"
	PSXBW1015ZH14	70206202	3 - 15	621	1.30	224	○ 1/4"
Display (D)	PSXBW1015ZV38D	70206203	3 - 15	621	1.50	211	□ 3/8"
	PSXBW1021ZV38D	70206204	5 - 21	476	1.50	211	□ 3/8"
	PSXBW1015ZH14D	70206205	3 - 15	621	1.50	224	○ 1/4"
Display-Scanner (DS)	PSXBW1015ZV38DS	70206206	3 - 15	621	1.50	211	□ 3/8"
	PSXBW1021ZV38DS	70206207	5 - 21	476	1.50	211	□ 3/8"
	PSXBW1015ZH14DS	70206208	3 - 15	621	1.50	224	○ 1/4"

ACCESSORIES (BATTERY ASSEMBLY TOOLS)

Akkus

Type	Weight [kg]	Weight [lbs]	Ident-no.
18V, 1,5 Ah Li-Ion	0.4	30	70011450
18V, 3,0 Ah Li-Ion	0.6	44	70011451
18V, 4,0 Ah Li-Ion	0.7	40	70097190



Loading devices

Type	Rated Voltage [V]	Ident-no.
1-spindle	230	70011452
1-spindle US	110	70070477
4-spindle	110-230	70011455
8-spindle	110-230	70011458



Access-Point

Type	Ident-no.
WLAN-ACCESS-POINT DE	70128712
WLAN-ACCESS-POINT US	70128713
WLAN-ACCESS-POINT UK	70216549



USB connecting cable

Type	Ident-no.
USB connecting cable USWB type A to Mini USB	700 13341



CONTROL SMX400 BT

The SMX400 BT is a controller for battery operated tools.
The controller can be completely parameterised on location via the display.
The 10.4 inch touch LCD display allows for a large-scale display of production relevant information.

Electrical Requirements

Rated Voltage: 230V AC +/-10 %
Rated Current: 0,2 A
Power Rating: 30 W

Ident-no.	Type description
70085450	SMX400-BT

Single channel control - master control
10,4“ Touch-LCD Display

Interfaces
2 x Ethernet
1 x RS232 for Ident systems
1 x RS232/485 for Ident systems
Field bus interface (optional)

Software
Operating system, firmware and parameters on exchangeable CF-card






About **ABS**

Advanced Bolting Solutions Pvt. Ltd. (ABS), established in 1998, is a leading multinational organisation in consultative sales of torquing systems, tensioning systems, and on-site machining systems, through technological leadership of international brands and unique customer support initiatives. We are also a leading on-site mechanical services contractor providing controlled bolting, machining and joint integrity services for Oil & Gas sector.

We are the One Stop Solution to the productivity needs for precision bolting and on-site machining, for major industries such as Oil & Gas, Wind, Power, Automobile Manufacturing & Assembly, Railways, Construction, Heavy Engineering, Steel, Mining, Shipping, Defence, to name a few.

 Dhaka
(Bangladesh)

 Navi Mumbai (HO)
 Jamnagar
Pune
Bangalore
 Chennai
Hyderabad
Kolkata
Delhi



ADVANCED BOLTING SOLUTIONS PVT. LTD.

ABS House, W-116 (A), T.T.C. Industrial Area,
MIDC Khairane, Navi Mumbai - 400 710.

Phone: +9122 3526 4444

Email: sales@absgroup.in

www.absgroup.in

